



BIG ROCK
VETERINARY HOSPITAL

NEW PUPPY WELCOME!



CONGRATULATIONS ON YOUR NEW FURRY FAMILY MEMBER!

As with human babies, puppies have unique medical needs during their first year of life. We have a great program to help prevent disease and to nurture your new family member into healthy adulthood.

A physical exam is performed at each visit to check for any detectable genetic abnormalities and to monitor the early growth phases - both physically and mentally.

Vaccines are necessary to prevent contagious diseases in your new puppy. A puppy receives protective immunity from its mother upon nursing. As the puppy grows, this protection gradually decreases. To stimulate the puppy's own immune system into building-up self-protection, vaccines are administered. A series of vaccines is necessary to initially introduce the puppy's immune system and then to naturally increase the immune system's response to fight-off infection.

Parasite control is crucial to a healthy puppy. Virtually all puppies are infected with intestinal parasites by exposure through the placenta, nursing, and from the environment. Stool samples are reviewed to help us detect specific

infections so that they may be treated correctly. Contrary to popular belief, spaying or neutering your new pet will not change their personality. It makes them better family members. They can better focus on their relationship with you and your family.

Congratulations again on your new family member! We look forward to watching them grow with you. Please feel free to let us know anytime you have questions or concerns. Our goal is to help make your new family member just that - family. Through your responsible ownership, keeping on schedule with routine preventative care, and lots of love, you will reach that goal.

PROTECT YOUR PET: **HEARTWORMS**




Heartworm disease is prevalent in all 50 states.

It is estimated that one million dogs in the U.S. have heartworm disease today.

It only takes one bite from an infected mosquito to spread heartworm disease to a pet.


Pets should be protected from heartworm each month of the year. It takes approximately six months after being bitten by an infected mosquito for a dog to test positive for heartworms. Dogs should be tested for heartworm every 12 months.




Heartworm prevention is much less expensive than treatment. Treatment can cost more than 15x that of a year's worth of heartworm preventive.

Once mature, heartworms can live up to seven years in a dog. There is only one approved treatment for heartworm in dogs. There are zero approved treatments for heartworm in cats.

Heartworms that live in a pet's heart, lungs, or blood vessels can grow more than 12 inches in length.



Parasites at a Glance



Parasites can cause a variety of health problems for your pet and may even result in death. One of the biggest concerns is the potential for them to spread to humans. The table below lists common parasites found in cats and dogs, signs and complications of infestations, and whether or not they can spread to humans - known as zoonotic parasites.

Veterinarians divide parasites into two main categories-external (ectoparasites) and internal (endoparasites). Fleas, ticks, and mites are ectoparasites. Endoparasites, such as heartworms or tapeworms are often harder to detect but typically cause more severe disease. Here's a look at both:

ECTOPARASITES	SIGNS AND COMPLICATIONS	ZOONOTIC	DETECTION
FLEAS	<ul style="list-style-type: none"> Mild to severe itching, scratching, biting, and chewing Flea saliva hypersensitivity or allergy and resulting skin problems The transmission of tapeworms: Anemia and possible death in young or small animals 	NO	<p>Examination of the animal for adult fleas, flea dirt, or small black specks of dried flea feces</p> <p>A blood test can detect a flea allergy</p>
TICKS	<ul style="list-style-type: none"> Mild, local irritation to severe anemia Transmission of other diseases to animals and humans Lyme disease, Rocky Mountain spotted fever, and Ehrlichia, among others 	YES	Examination of the animal
MITES & LICE The three main types: sarcoptic mange, demodectic mange, and Cheyletiella	<ul style="list-style-type: none"> Itching, hair loss, dandruff or crusty lesions, and bleeding or oozing skin 	SOME MITES: YES LICE: NO	Examination of the animal and skin scrapings
ENDOPARASITES	SIGNS AND COMPLICATIONS	ZOONOTIC	DETECTION
HEARTWORMS Transmitted through the bite of an infected mosquito	<ul style="list-style-type: none"> May not exhibit signs until late in the course of the disease Coughing, difficulty breathing, panting, exercise intolerance, decreased activity level, and sudden death 	NO	Blood Test
Roundworms & Hookworms Live in the gastrointestinal (GI) tract; transmitted through fecal-oral contact and from mother to offspring	<ul style="list-style-type: none"> Diarrhea, anemia, and loss of body condition 	YES	<ul style="list-style-type: none"> Fecal Examination Observation of worms
TAPEWORMS Live in the GI tract; transmitted from ingestion of fleas, rodents, and rabbits	<ul style="list-style-type: none"> None to diarrhea, weight loss, and poor body condition 	YES	<ul style="list-style-type: none"> Observation of tapeworm segments in freshly passed feces Fecal Examination

Our practice offers both preventive and curative treatments for parasites. Of course, we prefer to prevent parasites, to save your pet the discomfort of parasite infestation and minimize your family's risk. Speak with your veterinarian to learn which products are right for your pet.

SPAY & NEUTER

Important reasons to spay or neuter your pet.

More than four million pets are euthanized in U.S. animal shelters each year simply because they don't have a home. Many are puppies and kittens as young as 6 months old. Help stop this needless loss of life - spay and neuter your pet.

Spaying your female pet (ovariohysterectomy)

Removal of the ovaries and uterus.

Ideal age for spay is 6 months old (unless your veterinarian advises you otherwise).

- Eliminates the risk of ovarian and uterine cancer.
- Eliminates unwanted pregnancies.
- If spayed before the first heat cycle, your pet has a less than 1 percent chance of developing breast cancer. If spayed after one heat cycle, your pet has an 8 percent chance of developing breast cancer. If spayed after two heat cycles, the risk increases to 26 percent. After two years, no protective benefit exists.
- Pets with diabetes or epilepsy should be spayed to prevent hormonal changes that may interfere with medication.

Neutering your male pet (castration)

Removal of the testicles and spermatic cord.

Ideal age for neuter is 6 months old.

- Eliminates the risk of testicular cancer, the second most common cancer in male dogs.
- Greatly reduces the risk of prostate cancer and prostatitis.
- Reduces the risk of perianal tumors.
- Reduces roaming and fighting.
- Eliminates or reduces spraying or marking in males neutered before 6 months of age or before the onset of these behaviors.
- Eliminates the risk and spread of sexually transmitted diseases.
- Eliminates unwanted litters.

Common myths

Removal of the testicles and spermatic cord.

- Causes laziness or hyperactivity
- Reduces its instinct to protect your family and home
- Causes immature behaviors
- Postpones or delays normal behavioral maturity
- Alters his personality in any manner



Our staff members can answer your questions about spaying or neutering your pet or any other procedure your pet may undergo at our hospital. Please don't hesitate to ask.

.....

HOW TO PREPARE

How to prepare your house for an incoming dog or puppy.

Puppies and kittens are naturally curious, which can lead to injury if you are not prepared. Here are some tips on how to prepare your house for their arrival and items that could be dangerous or toxic to your pets.

1. Animals love to chew, especially while they are teething. Keep electrical wires out of reach or covered so that they can't chew them and accidentally get shocked.
2. Many items can be poisonous to your pets. The following is a list of items to be aware of, so put these items in a place that your pet cannot reach them.
3. Treats can be harmful to your pets. Some pets' digestive tracts can be sensitive to changes in food/treats, so try not to give your pet too many treats or a wide variety of treats, as this can cause an upset stomach.
4. Toys that are non-digestible or sharp (nylabones, real bones, and toys with string) can cause serious problems for pets. If you learn that your pet will always ingest their toys, be sure to buy toys that can be digested properly.
5. It may not look like a toy, but your pet will think it is! Make sure to look closely throughout your home and outdoors to find any items that your pet could potentially get hurt with, such as plastic bags, fireplaces, pools/hot tubs, space heaters, irons, rubber bands, buttons, sewing needles, thread, string/ribbons, etc.
6. 'Tis the season to be aware! We all love the holidays, but they do come with hazards. Be very cautious during each season to see what new toys your pet may find, such as Christmas lights, tinsel, lilies, etc.
7. Always keep an eye on your pets' collars and harnesses. Puppies and kittens can grow very fast, so be sure their accessories grow with them.



Canine Poisons

1. Chocolate/raisins/grapes/onions/garlic
2. Household cleaners
3. Mouse/rat poisons
4. Vitamins/minerals (iron, Vitamin D3, etc.)
5. Medications (Tylenol, cardiac, etc.)
6. Xylitol (sugarless gum/candy)
7. Caffeine pills
8. Antifreeze
9. Lawn chemicals




Feline Poisons

1. Chocolate/raisins/grapes/onions/garlic
2. Household cleaners
3. Mouse/rat poisons
4. Vitamins/minerals (iron, Vitamin D3, etc.)
5. Medications (Tylenol, cardiac, etc.)
6. Xylitol (sugarless gum/candy)
7. Caffeine pills
8. Antifreeze
9. Lawn chemicals
10. Topical insecticides
11. Many plants (Philodendron, ivy, lilies, etc.)


TOP 10 POISONOUS PLANTS

Tips from Pet Poison Helpline to Help Keep Your Pet Safe!




Autumn Crocus

There are two types of Crocus plants: one that blooms in the spring (*Crocus* species) and the other in the autumn (*Colchicum autumnale*). The spring plants are more common and are part of the Iridaceae family. These ingestions can cause general gastrointestinal upset including vomiting and diarrhea. These should not be mistaken for Autumn Crocus, part of the Liliaceae family, which contains colchicine. The Autumn Crocus is highly toxic and can cause severe vomiting, gastrointestinal bleeding, liver and kidney damage, and respiratory failure. If you're not sure what plant it is, bring your pet to their veterinarian immediately for care. Signs may be seen immediately but can be delayed for days.




Azalea

In the same family as rhododendrons, azaleas can have serious, negative health effects on pets. These plants contain grayanotoxins which disrupt sodium channels affecting the skeletal and cardiac muscle. All parts of the plant are considered poisonous, and ingestion as little as 0.2% of an animal's body weight can result in poisoning. Eating even a few leaves can result in vomiting, diarrhea, and excessive drooling. Without immediate veterinary attention, the pet could fall into a coma and possibly die. The overall prognosis is fair with treatment.




Cyclamen

The cyclamen is a beautiful houseplant commonly sold in supermarkets. It is also called the Persian violet and Sowbread. Cyclamen contains irritating saponins, and when any part of the plant (especially the tubers or roots) are chewed or ingested by dogs and cats, it can result in clinical signs of drooling, vomiting, and diarrhea. With large ingestions, these plants can result in cardiac problems (e.g., abnormal heart rate and rhythm), seizures, and death.



Daffodils

These flowers contain lycorine, an alkaloid with strong emetic properties (something that triggers vomiting). Ingestion of the bulb, plant, or flower can cause severe vomiting, diarrhea, abdominal pain, and even possible cardiac arrhythmias or respiratory depression. Crystals are found in the outer layer of the bulbs, similar to hyacinths, which cause severe tissue irritation and secondary drooling. Daffodil ingestions can result in more severe symptoms so if an exposure is witnessed or symptoms are seen, we recommend seeking veterinary care for further supportive care.



Dieffenbachia


This plant is popular in homes and offices. Dieffenbachia species contain insoluble crystals of calcium oxalate called raphides. Chewing or biting into the plant releases the crystals which penetrate tissue resulting in injury. When dogs or cats ingest insoluble calcium oxalate-containing plants, clinical signs may be seen immediately and include pawing at face (secondary to oral pain), drooling, foaming, and vomiting. Moderate to severe swelling of the lips, tongue, oral cavity, and upper airway may also be seen, making it difficult to breathe or swallow.



Kalanchoe

Kalanchoe is a common, beautiful houseplant with hundreds of flowers (which range from yellow, red, pink, etc.). All parts of the plant are generally considered toxic - even the water in the vase has been reported to cause toxicosis. Clinical signs from ingestion include cardiovascular signs (e.g., abnormal heart rhythm and rate), electrolyte abnormalities (e.g., a life-threatening high potassium level), gastrointestinal signs (e.g., nausea, drooling, vomiting, etc.), or central nervous system signs (e.g., dilated pupils, tremors, seizures). In severe cases, an expensive antidote, digoxin-specific Fab fragments, can be used for severe, life-threatening cases.

Lilies



There are dangerous and benign lilies out there, and it's important to know the difference. Peace, Peruvian, and Calla lilies contain oxalate crystals that cause minor effects, such as tissue irritation to the mouth, tongue, pharynx, and esophagus - resulting in minor drooling. The more dangerous, potentially fatal lilies are True lilies, and these include Tiger, Day, Asiatic, Easter and Japanese Show lilies - all of which are highly toxic to cats! Even small ingestions (such as 2-3 petals or leaves) can result in severe kidney failure. If your cat is seen consuming any part of a lily, bring your cat (and the plant) immediately to a veterinarian for medical care. The sooner you bring your cat in, the better and more efficiently we can treat the poisoning. Decontamination (like inducing vomiting and giving binders like activated charcoal) are imperative in the early toxic stage, while aggressive intravenous fluid therapy, kidney function monitoring tests, and supportive care can greatly improve the prognosis.




Oleander

Oleander is an outdoor shrub, popular for its evergreen qualities and delicate flowers. All parts of the plant are generally considered toxic - even the water in the vase has been reported to cause toxicosis; however, the leaves and flowers are extremely toxic if ingested and can cause severe vomiting, slow the heart rate, and possibly even cause death.



Sago Palm

Very popular in warmer climates, this household and outdoor plant can be very harmful to pets. All parts of sago palm are considered poisonous, with the seeds (nuts) being the most toxic part of the plant. Sago palm contains cycasin, which is the primary active toxic agent that causes severe liver failure in dogs. Ingestion results in acute gastrointestinal signs (e.g., drooling, inappetance, vomiting, diarrhea) within 15 minutes to several hours after ingestion. Central nervous system signs (e.g., weakness, ataxia, seizures, tremors, etc.) and severe liver failure can be seen within 2-3 days post-ingestion.



Tulips and Hyacinths

Tulips contain allergenic lactones while hyacinths contain similar alkaloids. The toxic principle of these plants is very concentrated in the bulbs (versus the leaf or flower), so make sure your dog isn't digging up the bulbs in the garden. When the plant parts or bulbs are chewed or ingested, it can result in tissue irritation to the mouth and esophagus. Typical signs include profuse drooling, vomiting, or even diarrhea, depending on the amount consumed. There's no specific antidote, but with supportive care from the veterinarian (including rinsing the mouth, anti-vomiting medication, and possibly subcutaneous fluids), animals do quite well. With large ingestions of the bulb, more severe symptoms such as increased heart rate and changes in respiration can be seen, and should be treated by a veterinarian. These more severe signs are seen in cattle or our overzealous, chowhound Labradors.

This is only a partial list of poisonous plants. For a more complete list of plants poisonous to cats and dogs, visit: www.petpoisonhelpline.com/poisons.

If you suspect your pet has ingested any of these items or any other questionable substance, call Pet Poison Helpline or your veterinarian for assistance. Accurate and timely identification of the suspected substance is very important. Having the container, package, or label in hand will save valuable time and may save the life of your pet.

About Pet Poison Helpline: Pet Poison Helpline is a service available 24 hours, seven days a week for pet owners, veterinarians and veterinary technicians that require assistance treating a potentially poisoned pet. Staff can provide treatment advice for poisoning cases of all species, including dogs, cats, birds, small mammals, large animals and exotic species. As the most cost-effective option for animal poison control care, Pet Poison Helpline's fee of \$39.00 per incident includes follow-up consultation for the duration of the poison case. **Pet Poison Helpline is available in North America by calling 800-213-6680.** Additional information can be found online at www.petpoisonhelpline.com.


www.petpoisonhelpline.com | 3600 American Boulevard W., Suite 725 Bloomington, MN 55431 | @petpoisonhelp

SIGNS YOUR DOG NEEDS TO SEE THE VET



- Vomiting
- Diarrhea
- Unintended weight loss
- Change in appetite - decreased or increased
- Change in normal activity level: lethargy, hyperactivity, or restlessness
- Limping
- Sudden inability to move back legs
- Crying in pain when touched
- Clumsy or disoriented behavior
- Seizures
- Any loss of consciousness
- Coughing, especially at night
- Panting in a cat
- Any difficulty breathing or labored breathing
- Any blue, purple, or pale hue to the tongue and gums
- Sudden collapse
- Excessive drooling
- Straining in the litter box without producing any urine
- Crying out while urinating

- Change in urination: location, frequency, amount, color, smell
- Bloating abdomen
- Sneezing excessively
- Uncontrolled bleeding
- Nose-bleed or bruising anywhere on body
- Any unusual odor
- Hair loss
- Runny eyes or nose
- Squinting



VACCINATION SCHEDULE



_____ Weeks Old

DUE DATE

DATE COMPLETED

_____ Weeks Old

DUE DATE

DATE COMPLETED

_____ Weeks Old

DUE DATE

DATE COMPLETED

_____ Weeks Old

DUE DATE

DATE COMPLETED





CANINE VACCINATIONS

RABIES


Rabies is a very serious viral disease that can not only affect animals but can also affect humans. Rabies causes inflammation in the brain which can cause changes in behavior, paralysis, and even death in all mammals.

Rabies is most commonly spread by a bite from an infected animal through their saliva. Animals that are likely to carry this disease include, but are not limited to: raccoons, bats, skunks, foxes, and wild canines such as coyotes. If your animal has exposure to or has been bitten by a wild animal of any type, it is very important that you take your pet to see the veterinarian immediately regardless of vaccination status.

Because rabies can be spread from animals to humans, it is required by law that pets be vaccinated.

BORDETELLA

The bordetella immunization protects the dog against the bacteria whose symptoms are commonly known as "Kennel Cough." This contagious respiratory disease causes a dry, hacking cough and is spread through respiratory secretions.



LEPTOSPIROSIS


Leptospirosis is a bacterial disease affecting the kidney and liver. This bacterial infection is carried in the urine of infected wildlife including, but not limited to: raccoons, deer, squirrels, chipmunks, opossum, and skunks. Dogs can be infected by ingesting water contaminated with urine of an infected animal. This bacteria is also contagious to humans and can be fatal.

CANINE INFLUENZA

Canine influenza is a highly contagious viral infection that is spread easily from respiratory secretions. The most common symptom is a persistent cough. Other signs include lethargy, nasal discharge, fever, eye discharge, and reduced appetite.

LYME

Lyme disease is a tick transmitted bacterial infection. This bacterial infection causes fever, lethargy, shifting lameness in limbs, swollen joints, and in untreated cases has been known to lead to renal failure. This infection is preventable with vaccination in combination with tick prevention.





CANINE VACCINATIONS

(CONTINUED)

DHPP

CANINE DISTEMPER VACCINE (DHPP)

includes protection against Canine Distemper, Adenovirus (Hepatitis), Parainfluenza, & Parvovirus.



DISTEMPER

Distemper is a highly contagious viral disease that is spread to dogs by sneezing and coughing, through body fluids, and from the mother to her puppies through the placenta. Distemper can cause seizures, respiratory symptoms, tooth decay, hardening of foot pads, and blistered irritations on the skin. If the dog acquires distemper, the outcome of the disease is 90% fatal. If the dog does survive, neurological signs can occur later in life caused by inflammation in the brain.

HEPATITIS

Hepatitis is a viral disease known as adenovirus that attacks and destroys the liver in dogs. It can cause eye complications, organ failure, and even sudden death. It is transmitted by inhalation or ingestion of infected urine, feces, or saliva. If a dog acquires adenovirus, there is no cure. With supportive therapy recovered dogs can spread this disease for up to 6 to 12 months.

PARAINFLUENZA

Parainfluenza is a respiratory viral disease. Similar to bordetella, parainfluenza causes upper respiratory tract signs in dogs. It is the viral portion of what is commonly known as "Kennel Cough." Parainfluenza causes a hacking cough. They can acquire this virus from any dog to dog contact and can pick it up from the environment.

PARVOVIRUS

Parvovirus is a viral disease causing inflammation of the digestive tract. It is transmitted by contact with fecal matter, saliva, or vomit from an infected dog. Dogs can develop severe bloody diarrhea, vomiting, and fever which can lead to death within 1 - 2 days.



VACCINE REACTIONS

After vaccination it is common to have these symptoms: mild lethargy, reduced appetite, soreness/swelling at the injection site. These signs are common and usually resolve within 24 hours. Please contact us if any of the below reactions occur:

- Generalized weakness
- Fever
- Diarrhea
- Vomiting
- Hives
- Facial swelling



It is recommended to watch your pet for these reactions up to 48 hours after vaccinations.

TEETH BRUSHING

We recommend brushing your dog's teeth daily. Start slowly with handling your dog's mouth by lifting the lips and touching the teeth and gums with your fingers. Concentrate on the canine teeth and the upper molars. You do not need to brush the inside of the teeth, they are usually kept clean by the roughness of the tongue. Once your dog is good about having the mouth handled, start putting a little toothpaste on the gums to get him/her used to the taste. After they are used to the toothpaste, progress to brushing with a soft brush. You **MUST** use a dog/cat toothpaste as it does not contain fluoride or xylitol (which are highly toxic to pets), does not foam, and has a more appealing taste than human toothpaste. Enzymatic pet toothpastes are best because the enzymes can help dissolve the plaque. Daily teeth brushing can make a substantial difference in your dog's oral health and save you money as it will decrease the frequency of teeth cleanings.



CANINE TRAINING

Just like children, no two dogs are the same. Some may be quick learners, while others may be a bit more stubborn and require more time. The most important thing to remember with training is that everybody in the family must be consistent with positive and negative reinforcement. We want to reward when good things are done (positive reinforcement) and discourage when negative things are done (negative reinforcement). However, please remember that you have about two seconds during or after this behavior to reinforce. We highly recommend enrolling your puppy in a training class. Even if you have been through a class before or trained several dogs, your puppy has not. These classes are an immense learning experience for your puppy to become socialized in a new environment with other dogs and people. In addition, you can learn new training tricks that might help you along the way!

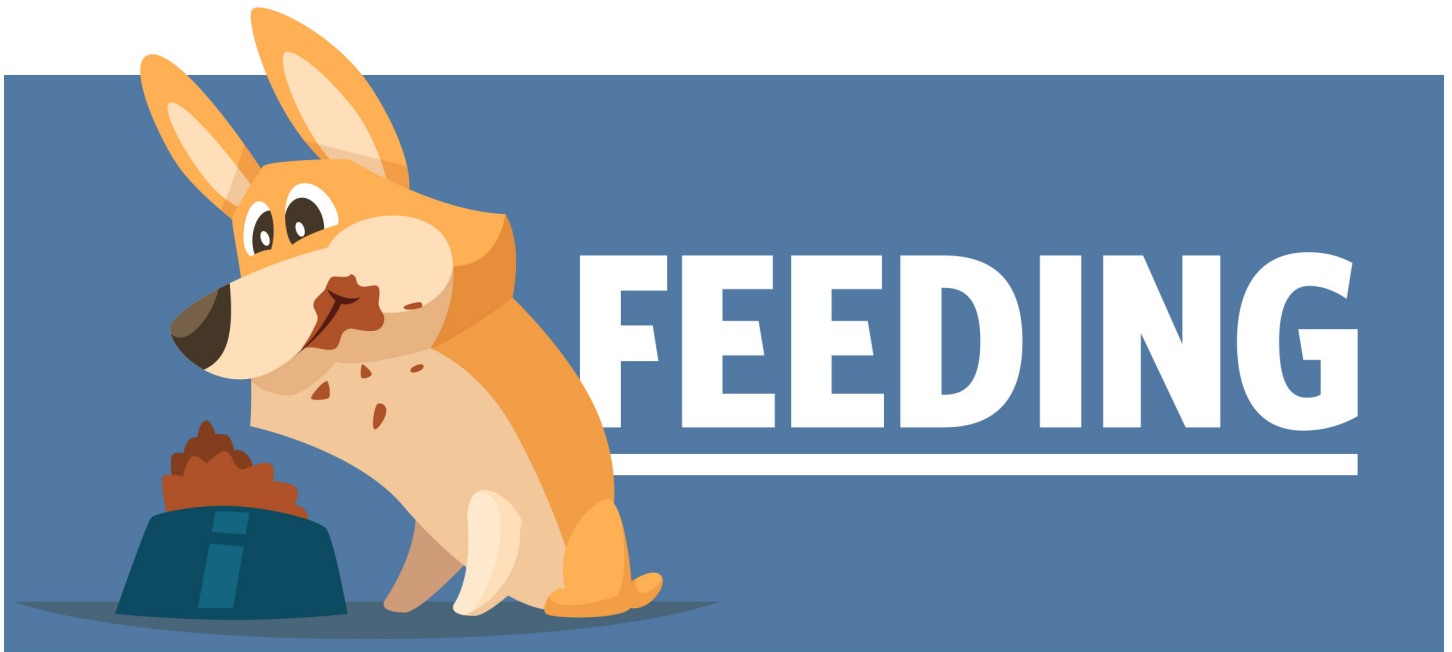


Helpful videos on YouTube:

"McCann Dog Training"
"Zak George's Dog Training Revolution"
"It's me or the dog" with Victoria Stilwell

Great Books:

"Perfect Puppy in 7 Days" by Dr. Sophia Yin, DVM
"Puppy Start Right" by Dr. Kenneth Martin, DVM



Good nutrition is paramount to the health of your pet. We recommend feeding a premium puppy food (discuss with your veterinarian) until your puppy is spayed or neutered, at which time you can switch to an adult formula. Start by following the feeding amounts recommended on the bag of food that is appropriate for your dog's age and ideal weight. Smaller puppies (under 3 pounds) need meals more frequently to prevent hypoglycemia (low blood sugar). Treats may be given as a reward, but we recommend using them sparingly as they are high in calories and not a balanced diet. Healthy treats ideas you can try are baby carrots, plain cheerios, or green beans.

DOS & DON'TS



Transition your puppy to adult food around 6-18 months of age (depending on breed, body condition, and spay/neuter status). Talk with your veterinarian about when to switch.



Using your puppy's kibble as treats can help avoid an upset stomach!



It is recommended that dogs consume grain in their diet. Make sure your bag does not say "Grain Free."



Do not allow dogs to chew antlers/real bones. This is one of the most common causes of tooth fractures!

DOG FOODS WE RECOMMEND!



DANGEROUS FOODS

For Dogs



Alcohol

- Intoxication
- Coma
- Death



Avocado

- Vomiting
- Diarrhea



Chocolate & Caffeine

- Toxic to Heart & Nervous System



Cooked Bones

- Obstructions
- Lacerations



Too Much Dairy

- Diarrhea



Fruit Pits & Seeds

- Digestive Tract Obstructions



Grapes & Raisins

- Kidney Failure



Human Vitamins & Medications

- Damage to Kidneys & Liver



Onions & too much Garlic

- Blood Cell Damage
- Anemia



Raw Meat & Eggs*

- Vomiting
- Diarrhea



* Unless part of a raw diet with correct handling & preparation procedures.

Spoiled Food

- Vomiting
- Diarrhea



Sweets

- Diabetes
- Obesity



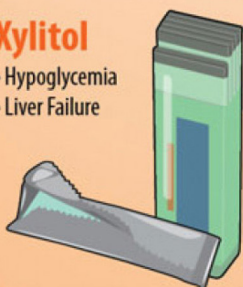
Walnuts & Macadamias

- Nervous System & Muscle Damage



Xylitol

- Hypoglycemia
- Liver Failure



Yeast Dough

- Stomach Rupture
- Intestinal Rupture



For more information about hazardous and harmful foods and household items, please speak to your veterinarian.

PET INSURANCE

There are many pet insurance companies out there. We recommend researching your options to see if this is beneficial for you and your pet. Listed below are a few recommended insurance companies:



Nationwide



POISON INFO

PET POISONS YOU NEED TO KNOW ABOUT



FOOD OR ADDITIVES

- Chocolate (Most Common)
- Raisins & Grapes
- Xylitol (Sugar free gums and candy)
- Onions
- Garlic
- Coffee
- Macadamia Nuts



MISCELLANEOUS

- Ethylene glycol
- Illegal Drugs
- Lead Poisoning
- Rat Poison



POISONOUS PLANTS

- Azaleas
- Lilies
- Oleander
- Tulips



PRESCRIPTION DRUGS

- NSAID (Nonsteroidal anti-inflammatory drugs, most common)
- Acetaminophen